**SERVICE BULLETIN**

SB No. 150 Issue No. 1

TITLE INSPECTION OF ELEVATOR LEVER PIVOT STIFFNUT AT FRAME 7

CLASSIFICATION

This Service Bulletin has been classified by CAA as Mandatory

COMPLIANCE

Within next 50 flying hours

APPLICABILITY:T67A, T67B, T67C Series, T67M, T67M-MkII, T67M200, T67M260
and T67M260-T3A**INTRODUCTION**

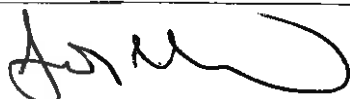
Cases have been reported of the elevator bellcrank pivot stiffnut backing off. The bellcrank is mounted on Frame 7.

ACTION:

1. Gain access to rear of fuselage iaw relevant Maintenance Manual.
2. Inspect the pivot stiffnut ref Fig. 1 for signs of backing off.
3. If in doubt replace stiffnut.
4. Repeat paragraphs 2 & 3 at every 150 hours.
5. Annotate Log Book at every inspection "SB 150 carried out".
6. A Mod, M783, The Fitting of Slotted Nut and Split Pin in Lieu of Stiffnut, will be issued and on incorporation will supersede the requirements of this SB 150.

For replacement stiffnuts 126-22-004 and Mod M783 Mod Bulletin, contact SAL Product Support Department.

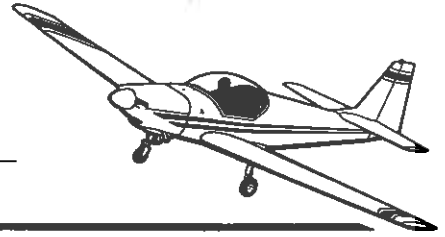
ISSUED BY:



Date 9-12-97

for and on behalf of SLINGSBY AVIATION LIMITED
Kirkbymoorside, York YO6 6EZ, EnglandTel. 01751 432474
Fax 01751 431173

Page 1 of 2



SERVICE BULLETIN

SB No.

150

Issue No.

1

TITLE

INSPECTION OF ELEVATOR LEVER PIVOT STIFFNUT AT FRAME 7

CONTINUED

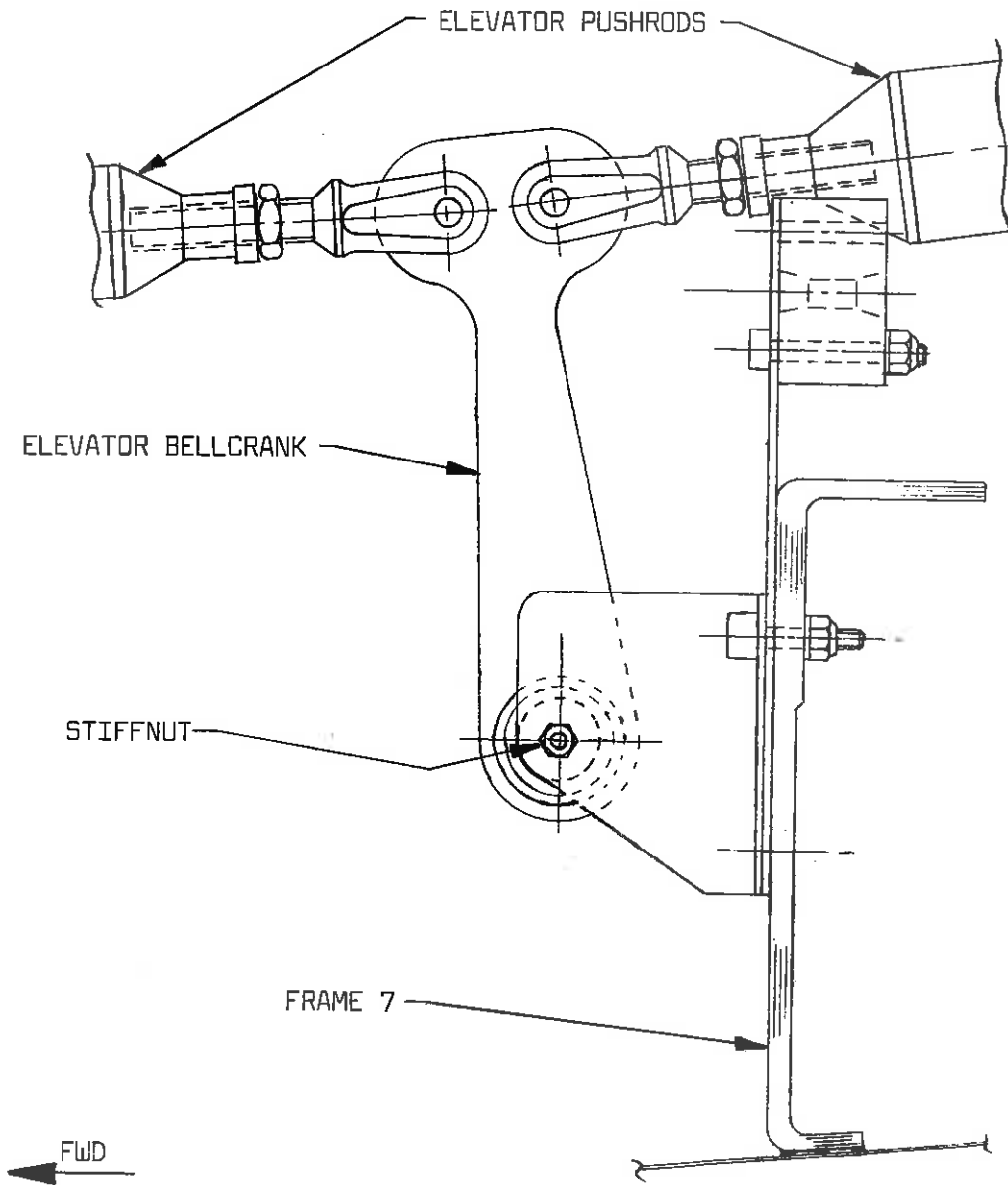


FIG 1
LOCATION OF STIFFNUT

Approved:

Date:

9-12-97

Page

2

of

2