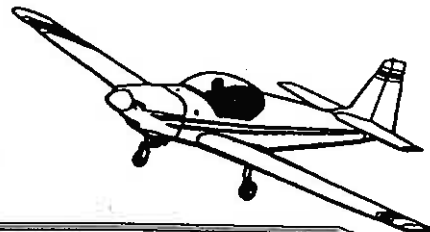


155 2 9073 1-1003 A


**SERVICE BULLETIN**

SB No. 113 Issue No. 1

**TITLE**
**INSPECTION OF SAB NOSE LEG SCISSOR PIVOT**
**CLASSIFICATION**

This Service Bulletin has been classified by SAL as Essential

**COMPLIANCE**

Before next flight, one time inspection

**APPLICABILITY:**

T67B, T67C Pre Mod M468, T67M, T67M-MkII (Pre Mod M468) and T67M200

**INTRODUCTION:**

A case has been reported of a loose stiffnut on the nose undercarriage scissor link knuckle joint.

An incorrect type of nut is specified in the IPC for the replacement. Additionally Part Numbers for washers were not specified.

**ACTION**

1. Inspect for effective locking feature on stiffnut 126-22-003 ref Fig. 1. Effectivity can be established by simply trying to thread stiffnut down bolt by hand. If stiffnut can be threaded its full length, then stiffnut is to be replaced by new item.
2. Ensure stiffnut is torqued to 8.6NM (76 lbin).
3. Annotate IPC as follows:  
  
Add 126-22-003 M5 Stiffnut in lieu of 126-35-244; 1 off M6 washer 126-23-104 and 1 off M5 washer 126-23-206 in lieu of washer 2 off (IPC Index No. 30, Chap 20, Page 7). IPC Fig 2 to be amended as annotations on SB Fig. 1.
4. Annotate airframe logbook "SB113 complied with".

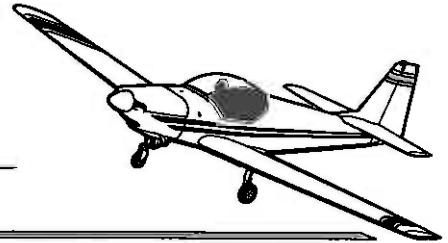
For stiffnut and washers contact SAL Product Support Department.

**ISSUED BY:**


Date 10-1-97

 for and on behalf of **SLINGSBY AVIATION LIMITED** Tel. 01751 432474  
 Kirkbymoorside, York YO6 6EZ, England. Fax 01751 431173

Page 1 of 2



# SERVICE BULLETIN

SB No.

113

Issue No.

1

TITLE

## INSPECTION OF SAL NOSE LEG SCISSOR PIVOT

CONTINUED

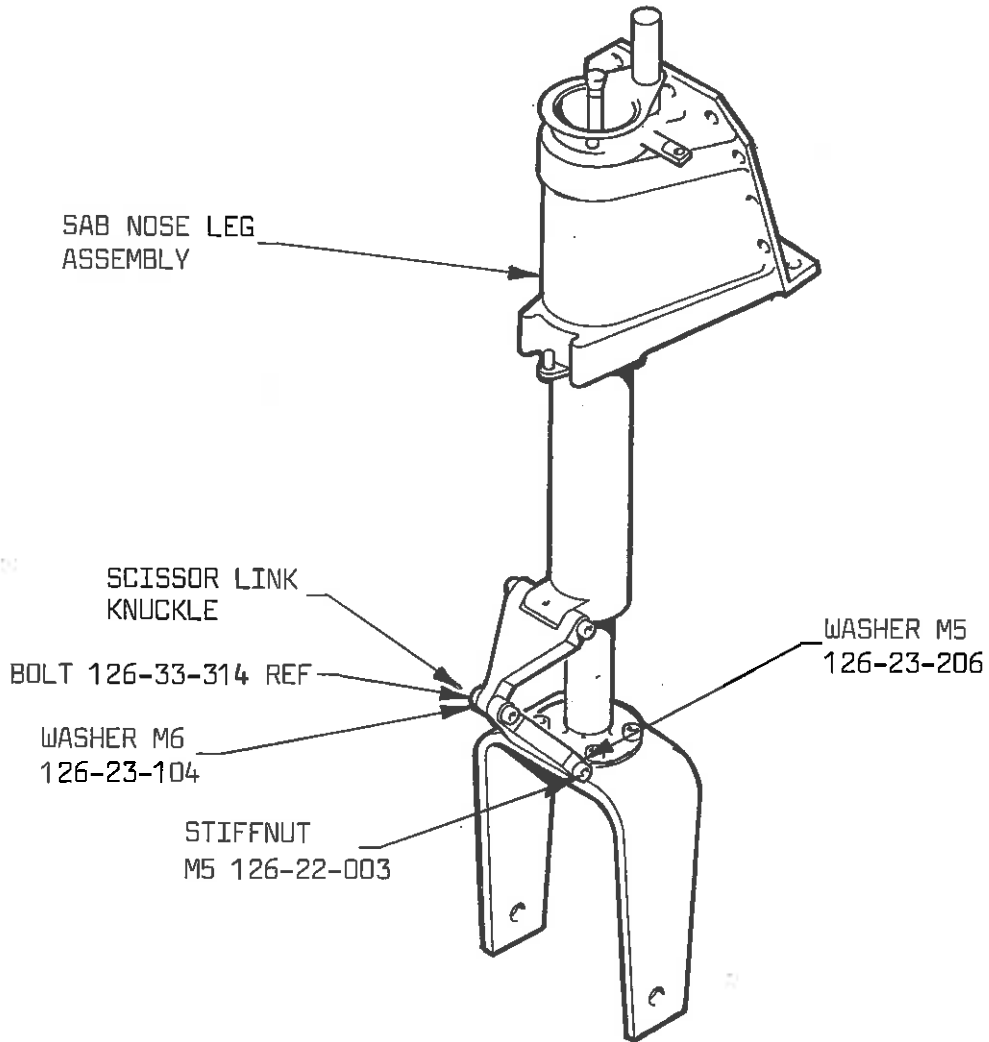


FIG 1  
SAB NOSELEG ASSEMBLY

Approved:

*B. Melley*

Date: 10-1-97

Page 2 of 2